

CASH ★ WARS


5 STEPS TO GETTING THE INVOICE COLLECTION PROCESS **RIGHT!**

right.

STEP 1



UPLOAD




Upload your data from your existing ERP or billing system.

right.

STEP 2



CREATE




Create professional, customised financial documents aligned to your branding.

right.

STEP 3



SEND




Send invoices to your customers at any time from any device.

right.

STEP 4



TRACK




Track and trace when your invoices have been delivered, opened, printed or downloaded.

right.

STEP 5




COLLABORATE



Suppliers and customers can access all invoices from one place, add notes and quickly resolve queries.

HANDS UP!

To get more answers **download** our Roadblocker eBook now!



0870 081 8250

emea-info@bottomline.com | www.bottomline.com/uk



Bottomline
Technologies®